

How To View Your Total Super Balance



What is the Total Super Balance?

Your Total Super Balance is the value at 30 June of the previous financial year of all of your super interests in all your super funds

Your Total Super Balance is calculated by adding:

- The accumulation phase value of your super interests that are not in the retirement phase. The retirement phase value (based on set formula) of your super interests.
- The amount of each rollover super benefit not already included in the accumulation phase value or the retirement phase value. These are rollovers that are in transit between super funds on 30 June.
- The outstanding limited recourse borrowing arrangement (LRBA) amount in an SMSF or small APRA fund you entered into from 1 July 2018, if either:
 - The LRBA is with an associate of the fund.
 - You have satisfied a condition of release with a nil cashing restriction.



Why do you need to know your Total Superannuation Balance?

Your Total Super Balance is important because it impacts your eligibility for some important super-related measures. These include the:

- Ability to apply carried forward unused concessional contributions cap amounts.
- Non-concessional contributions cap and eligibility for the bring forward of your non-concessional contributions cap amounts.
- Eligibility for Government co-contributions.
- Tax offset for spouse contributions.
- Work test exemption.

Understanding your Total Super Balance is an important part of the advice process and so we can ensure that we maximise strategic advice opportunities and to not unintentionally exceed super contribution limits.

This has been derived from the ATO website: <https://www.ato.gov.au/>



How can you view your Total Super Balance?



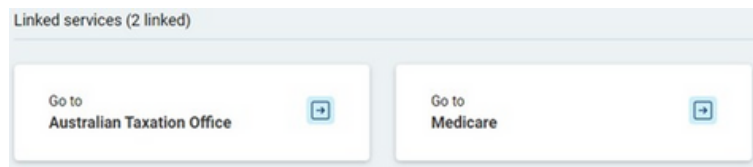
You can check your Total Super Balance in your ATO online services account through myGov by following these step-by-step instructions.

1

Login to your **myGov** account at <https://my.gov.au/>

2

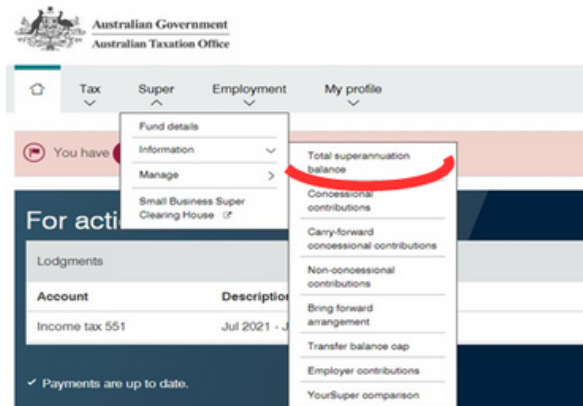
Select **ATO** from the list of services linked on your myGov account:



TIP: Click here for help on linking ATO to myGov: <https://www.youtube.com/watch?v=vIKafiEIRh4>

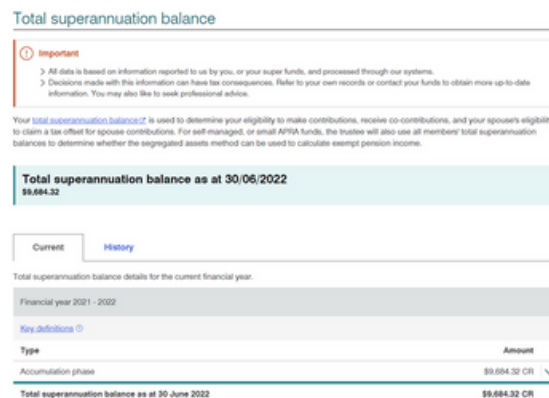
3

Select the **Super** tab, then **Information**, then **Total Superannuation Balance** as follows:



4

This will take you to the screen that will provide you with information regarding your Total Super Balance. Please note if you have a SMSF the Total Super Balance will not be up to date until your return for the SMSF has been lodged and TSB has been updated by ATO.



This has been derived from the ATO website: <https://www.ato.gov.au/>